

**ATHENS-CLARKE COUNTY SOLID WASTE DEPARTMENT
RECYCLING DIVISION
ANNUAL REPORT**

**FISCAL YEAR 2008
(JULY 1, 2007 – JUNE 30, 2008)**

I. RECOVERED MATERIALS PROCESSING FACILITY

The following provides tonnage and cost information for recycled materials delivered to the Athens-Clarke County Recovered Materials Processing Facility for the period noted above.

Bottles & Cans	3,583.65 tons		
Mixed Paper	<u>11,196.41 tons</u>		
Total Tons	14,780.06 tons	Average Tons Per Month	1,231.67
Processing Fees	\$568,409.25		
Revenues	<u>\$934,891.17*</u>		
Net Cost/(Profit)	(\$366,481.92)	Net Cost/(Profit) Per Ton	(\$24.80)

** Athens-Clarke County has a revenue sharing arrangement built into our contract with FCR, Inc., the private RMPF operator. Athens-Clarke County pays a processing fee for each ton of recyclable material we deliver or cause to be delivered, to the RMPF. In return, we receive an 80% share of the revenues from the sale of the recyclable materials.*

Comparison of Fiscal Year 2007 to Fiscal Year Fiscal Year 2008

	FY07	FY08	Difference
Total Tons	13,174.92	14,780.06	12%
Net Cost or (Profit)	(\$148,976.04)	(\$366,481.92)	\$217,505.88

	FY07	FY08	Difference
Average TPM	1,097.91	1,231.67	12%
Net Cost/(Profit) Per Ton	(\$11.31)	(\$24.80)	\$13.49

TPM=Tons Per Month

The following provides specific information on the recyclable tonnage delivered to the RMPF by the service programs of the Athens-Clarke County Solid Waste Department.

Solid Waste Department Recycling – Individual Program Information

Program Name	Tons of Recyclables		
	FY07	FY08	Difference
Urban Service District Residential Curbside Recycling	1866.3	2193.1	18%
Countywide Residential Drop-Off Recycling	2440.7	2575.8	6%
Central Business District (Downtown) Recycling	758.4	946	25%
Commercial Dumpster (Business) Recycling	931.48	1002.6	8%
Landfill Materials Recycling Facility	48.22	53.44	11%
Totals	6,045.1	6770.94	12%

**Recycling Division Annual Report
Fiscal Year 2008 (July 1, 2007 – June 30, 2008)**

The following provides specific information on the recyclable tonnage delivered to the RMPF by private haulers who have a solid waste franchise or are otherwise approved to operate in Athens-Clarke County. Please note that not all of the recyclables collected by these haulers are delivered to the Athens-Clarke County RMPF; some may be delivered to other facilities outside Athens-Clarke County.

Private Hauler Recycling– Individual Program Information

Name of Hauler	Tons of Recyclables		Difference
	FY07	FY08	
University of Georgia	958.53	1076.33	12%
Waste Pro	1118.61	867.67	-22%
United Waste/Robertson Sanitation	968.74	864.36	-11%
McLane Southeast	717.38	728.64	2%
BFI	476.01	698.32	47%
Curbside Services	363.25	418.73	15%
F4 Sanitation	322.76	401.66	24%
Oconee Waste Transport	211.57	250.86	19%
AAA Sanitation	165.72	213.14	29%
Roll Off	5.59	13.82	147%
Totals	5308.16	5533.53	4.2%

The following provides specific information on the recyclable tonnage delivered to the RMPF by neighboring cities or counties who have been approved to use the RMPF. Please note that not all of the recyclables collected by these cities or counties are delivered to the Athens-Clarke County RMPF; some may be delivered to other facilities outside Athens-Clarke County.

Neighboring City or County Recycling– Individual Program Information

Name of City or County	Tons of Recyclables		Difference
	FY07	FY08	
Morgan County	188.52	257.79	37%
Oglethorpe County	216.72	238.30	10%
City of Monroe		80.17	100%
Walton County	68.46	65.29	-5%
Madison County	56.91	51.78	-9%
Greene County	37.87	41.38	9%
Hart County		29.08	100%
City of Washington	24.21	22.08	-9%
Elbert County	0	18.26	100%
Oconee County	3.21 (plus undetermined amount from private hauler)	0	-100%
Totals	595.9	804.13	35%

Summary of RMPF Tonnage (By User)

RMPF Customer Name	Tons	% of RMPF Tonnage
Solid Waste Department	6770.94	46%
Private Haulers	5533.53	37%
Miscellaneous Users *	1671.46	11%
Neighboring City or County	804.13	5%
Totals	14,780.06 tons	100%

* Miscellaneous users are local businesses that directly haul their recyclables to the RMPF (eg: Athens Mailing Service, Classic City Moving & Storage, The Lindsay Group, etc.)

**Recycling Division Annual Report
Fiscal Year 2008 (July 1, 2007 – June 30, 2008)**

II. OTHER ATHENS-CLARKE COUNTY SOLID WASTE DEPARTMENT RECYCLING, WASTE REDUCTION, AND LANDFILL DIVERSION ACTIVITIES

Description of Activity	Recycled/Diverted
Water Pollution Control Waste	10,135.74 tons*
Dirt/Manifest and Ash	9,548.91 tons
Yard Trimmings (Includes materials accepted at landfill from residents/businesses)	929.72 tons
Countywide Leaf & Limb Collection Program	4354.3 tons
Bring One for the Chipper (Christmas Tree Recycling)	16.97 tons
Scrap Metal	181.48 tons
Wood Pallets	31.74 tons
Scrap Tires (brought by residents throughout year, except April event)	10.31 tons
Scrap Tires (from April 2008 Amnesty event)	9.06 tons
Household Hazardous Waste Collection Event (November 2007)	11 tons
Mercury or other HHW (Thermometer and Thermostat Exchange Program)	0.005 tons
On-going Electronics Collection	57.23 tons
Batteries (alkaline only; rechargeable tonnages not available)	0.35 tons
Batteries (car batteries and other large batteries)	0.24 tons
Plastic Wrap Recycling (partnership with Trex)	14.9 tons
Inkjet and Toner Cartridges	Not Available
Cell phones	Not Available
Teacher Reuse Store	8 tons

Total (approximate) 25,310 tons

*Approved by the Georgia Environmental Protection Division's Land Protection Branch, this material is mixed with mulched leaf and limb materials and used as intermediate daily cover at the Landfill as an alternative to using soil.

Total Tons Recycled (all activities)	40,090.06 tons **
Total Tons Disposed	85,426.11 tons **
RECYCLING RATE	32%


** This is only ACC Recycling Facility and Landfill tonnage.

III. PERCENTAGE OF WASTE RECYCLED IN SOLID WASTE DEPARTMENT PROGRAMS


Service Program Name	Solid Waste Disposed (In Tons)	Recyclables Collected (In Tons)	% of Waste Recycled
Urban Service District Residential Service	6276.67	2193.1	26%
Central Business District (Downtown) Service	1398.34	946	40%
Commercial Dumpster (Business) Service	6672.15	1002.6	13%
Countywide Leaf & Limb Service	0	5119	100%

IV. ENVIRONMENTAL BENEFITS SUMMARY

The following provides the estimated environmental benefits of Athens-Clarke County's recycling and other waste reduction efforts using the National Recycling Coalition's Benefits Calculator.

 **Reduction in Greenhouse Gas Emissions 25,279 MTCE (Metric Tons of Carbon Equivalent)**

This is equivalent to keeping 19,075 automobiles off the road each year.

 **Energy Savings 584,682 BTU (British Thermal Units)**


This is equivalent to saving enough energy to provide electricity to 5,558 households per year.

 **Reduced Air Emissions 16,256.6 tons**


Air emissions reduced through recycling include decreases in aldehydes, ammonia, carbon dioxide, carbon monoxide, chlorine, hydrogen fluoride, lead, hydrogen chloride, metals, hydrocarbons, methane, nitrogen oxides, other organics, particulates, and sulfur oxides.

 **Reduced Waterborne Wastes 60.5 tons**

Waterborne Wastes reduced through recycling include decreases in acid, ammonia, BOD, COD, cyanide, dissolved solids, fluorides, iron, metal ion, oil, phenol, sulfuric acid, and suspended solids.

 **Total Natural Resources Saved just by recycling 181 tons of ferrous steel 364 tons**

Natural resources saved include iron ore, coal and limestone.

 **Total Number of Trees Saved just by recycling 4,061 tons of Paper 48,732 trees**

This number includes tonnage of newsprint (3,278 tons) and mixed paper (783 tons) recycled in our program.