



Purpose

- Brief **history** of civil and criminal justice reforms and recommendations
- **Current local efforts** for civil and criminal justice reforms
- Possible **next steps** for civil and criminal justice reforms

2003 ACCUG Needs Assessment

- Prepared by Carter Goble Associates and the National Center for State Courts
- Several tasks including:
 - Inventory and description of the ACC criminal justice system
 - Forecast of workload and capacity
 - Recommendation of improvement strategies

2003 Recommendations

- ✓ Establish a pre-trial release program
- ✓ Expand drug court
- ✓ Establish a mental health court
- ✓ Establish diversion center program and facility
- ✓ Jail remodel and expansion
- ✓ System coordination improvement

2008 ACCUG Needs Assessment

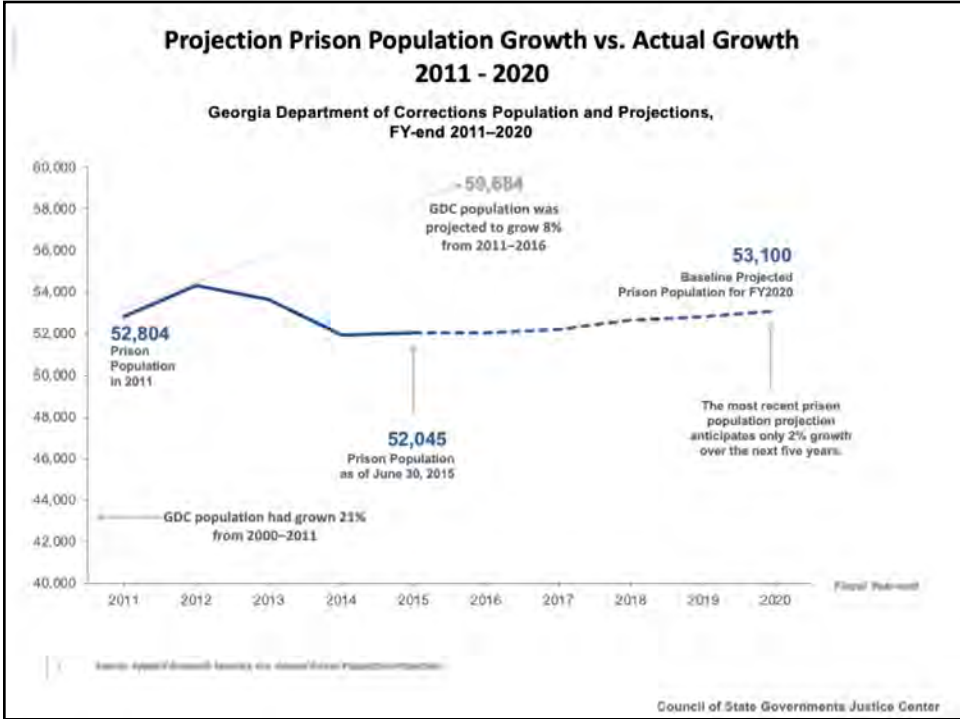
- Prepared by Carter Goble Associates
- Several tasks including:
 - Evaluate capacity and needs of the jail
 - Assess impact of current criminal justice system and diversion programs on the jail population
 - Determine need for new programs, costs and probable impacts on the jail population
 - Recommendation of improvement strategies

2008 Recommendations

- ✓ Re-establish a pretrial release program
- ✓ Implement a Mental Health Court
- ✓ Continue criminal case processing/flow improvements
- ✓ Jail remodel and expansion
- ✓ Develop a judicial outpost
- ✓ Develop a diversion center
- ✓ Continue system coordination improvement


2011 State Perspective

- 1990-2011 prison population doubled to 56,000/Since 2000 +35%
- 1:70 adults behind bars/National average 1:100 (Ga. 4th highest rate)
- Prisons were at 107% capacity with a \$1.B DOC budget and 30% recidivism rate despite that violent and property crime had fallen over the past decade by 20 and 21%, respectively
- Projected Prison Growth of 8% by 2016 to almost 60,000
- Additional \$264 million needed to expand capacity
- Drug and property offenders accounted for 60% of all admissions and the average length of stay tripled between 1990-2010



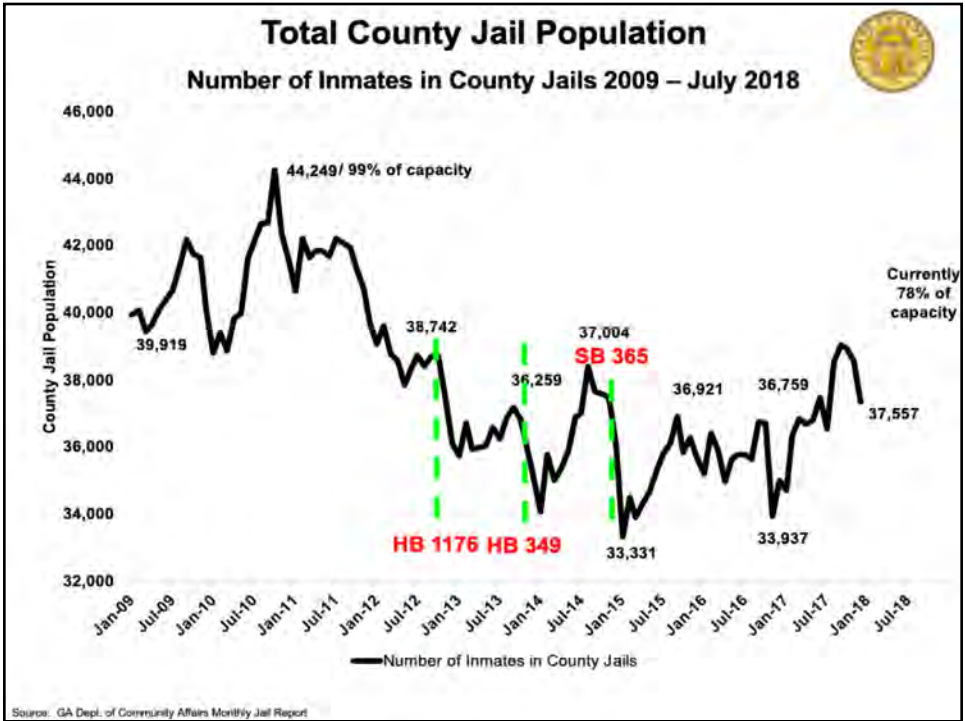
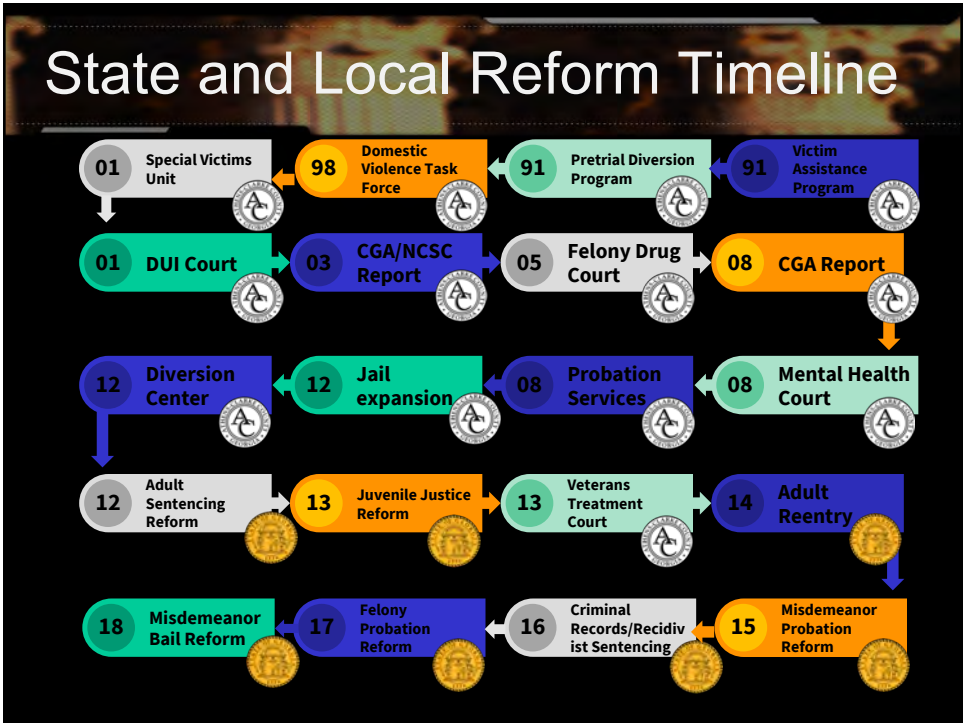
2011 State Perspective

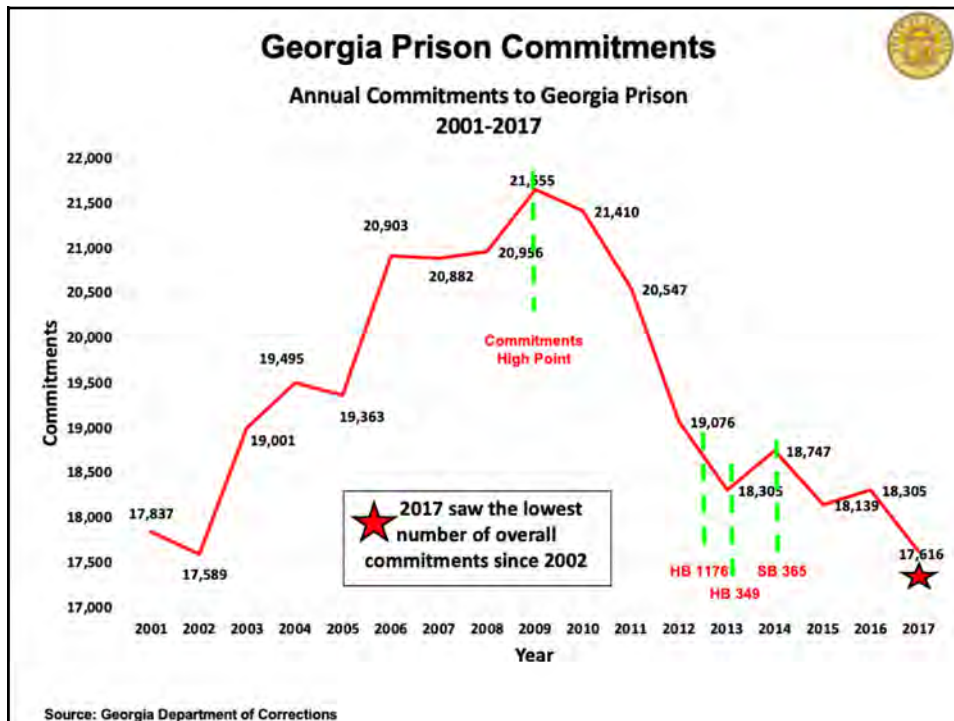
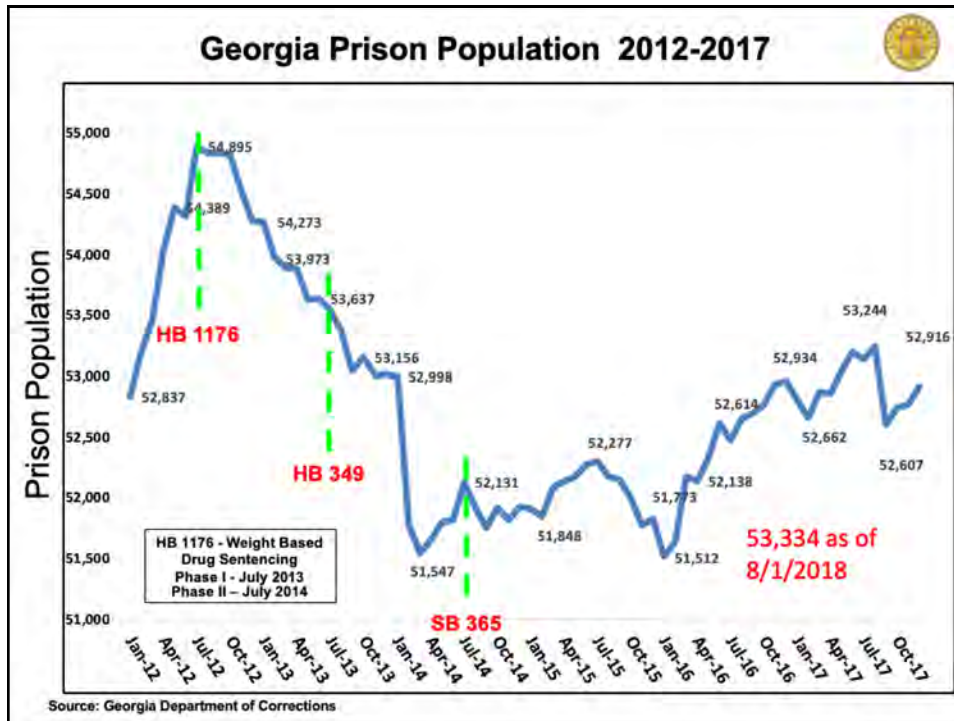
- In 2010, more than 5,000 low-risk drug and property offenders were sentenced to the Department of Corrections, accounting for 25% of all admissions
- Georgia ranked last with 1 in 13 citizens under some form of correctional control (Prison, Jail, Probation or Parole)

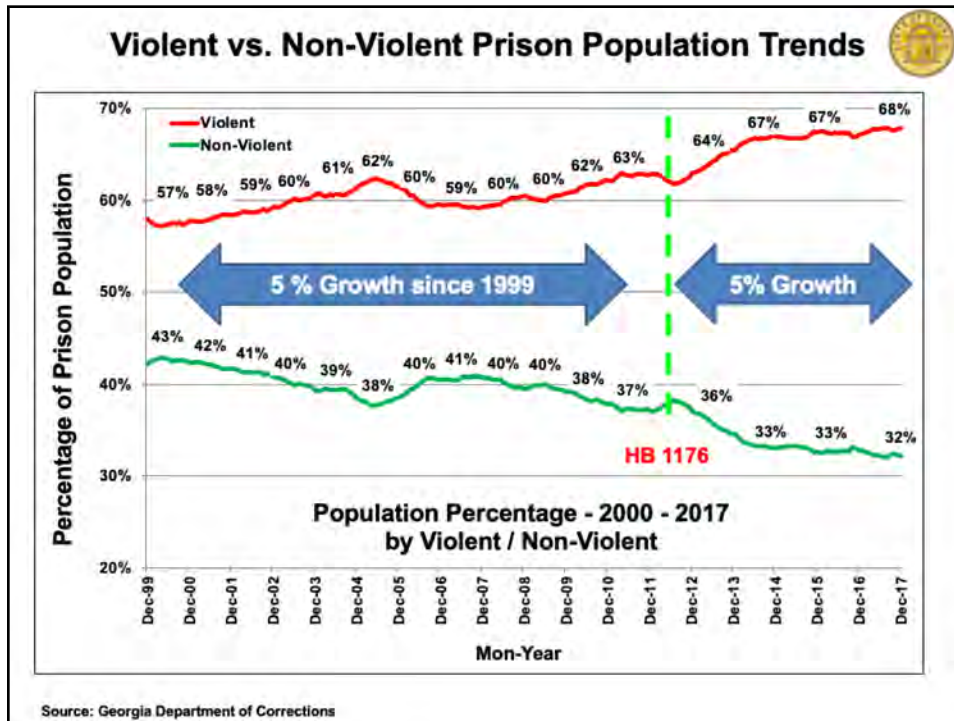


\$65M State Appropriations to Date

- \$20 million plus per year for expanding and strengthening accountability courts
- Combination of \$5 million (state) and \$1 million (federal) per year for local juvenile justice
- \$10 million per year for education (technical and GED) in DOC
- \$3 million per year for reentry services at Department of Community Supervision





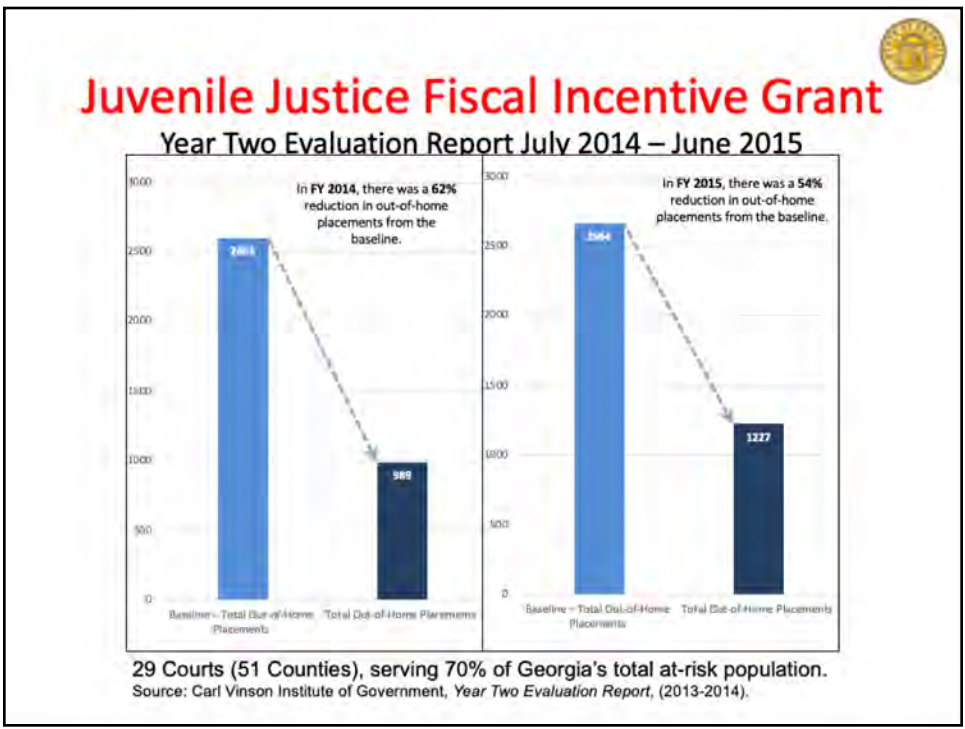
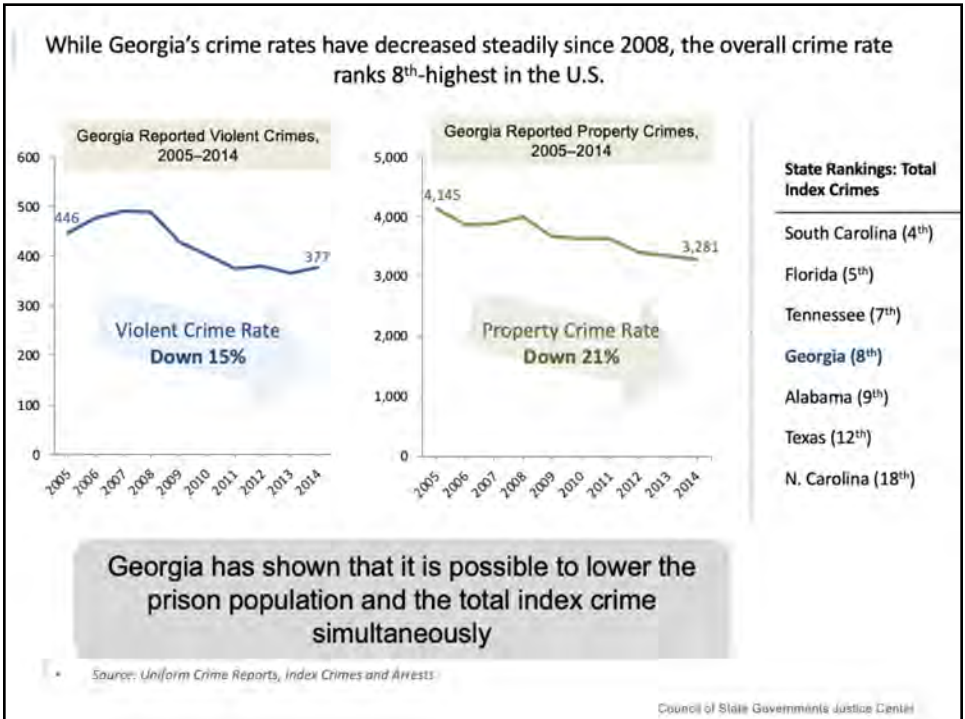



Georgia Prison Commitments Racial Composition 2009 -2017

| Calendar Year | Total Commitments | African American | Caucasian |
|--------------------|-------------------|-----------------------|-----------|
| 2009 | 21,651 | 13,369 (61% of Total) | 7,294 |
| 2014 | 18,747 | 10,567 | 7,488 |
| 2015 | 18,037 | 9,908 | 7,571 |
| 2016 | 18,305 | 9,945 | 7,717 |
| 2017 | 17,616 | 9,298 (52% of Total) | 7,786 |
| Change 2009 - 2017 | -18.6% | -30.4% | 6.7% |
| Change 2014 - 2017 | -6.1% | -12.1% | 3.8% |

While overall prison admissions dropped 18.6% between 2009 and 2017, commitments of African Americans dropped 30.4% (2017: Men -29.7%, Women -38.2%)
The number of African Americans entering the prison system in 2017 (9,298) was the lowest since 1987.

Source: Georgia Department of Corrections. (1/9/2018)





LOCAL CRIMINAL JUSTICE EFFORTS



Prosecutor Offices

- Pretrial Intervention
 - Solicitor - ~400 cases/year
 - District Attorney - ~45 cases/year
- Expungement and Records Restrictions
- Screening of cases for Accountability Courts
- Victim services



Superior Court

- Coordination of efforts through court administrator
- Accountability Courts
 - Felony Drug Court
 - Treatment & Accountability Court
 - Veterans Treatment Court
 - Parental Accountability Court



State Court

- Walk-in calendars for probation revocations and modifications
- Weekly “jail call” calendars
- Accountability Court - DUI-Drug Court

Magistrate Court

- Bond hearings seven days a week
- Revising bond schedule
- Connection to mental health services and special conditions

Juvenile Court



Municipal Court

- Regular lunch meeting with all the ACC Judges
- Assist with mental health and DUI-Drug courts
- Fill in upon request in State Court
- Assist Impaired Driving Search Warrant Program
- Juvenile Court and Superior Court Use Municipal Courtroom when available
- Collaborating with other ACC departments and outside agencies to assist in owner-occupied ordinance violations
- Warrant & Amnesty programs

Probation Services

- **Misdemeanor Probation**
 - +2,800/year
- **Pretrial Diversion**
 - ~500+ annually
- **Domestic Violence**
 - ~300-350/yr
- **Pretrial Services**
 - ~50 electronic monitors
 - 15-20 supervised release
- **Services:**
 - Offender supervision
 - Drug testing
 - 2,050 donors
 - 21,428 collections
 - 159,499 assays
 - Access to social worker
 - 100+ referrals/yr
 - Better use of technology
 - Accountability Court home checks and meeting space
 - Job assistance, etc.

Diversion Center

- 80 beds for men
 - 40 county, 40 state
 - Focus on Western Circuit
 - Accountability Court referrals
 - Civil and criminal referrals
 - No sex offenders
 - No active substance abuse
 - Motivated to do better and seeking employment
 - Services - GED, AA/NA, PLR, mentorship, religious services, DOL, Action Inc and more
- 200-250/yr
 - Most 90-120 days
 - 65% success rate overall
 - 60% arrive unemployed and 95% eventually employed (most +\$12/hr)
 - Daily alcohol screens, monthly drug testing

Accountability Courts

- Reducing recidivism
- Serving “at risk” populations
- Frequent drug testing
- Increasing positive participant outcomes
- Reducing substance abuse
- Restoring family involvement
- Increasing family reunifications
- Reducing prison and jail commitments

Accountability Courts

| | Referrals | New Participants | Terminated Participants | Graduated Participants | Status Hearings |
|------------------|------------|------------------|-------------------------|------------------------|-----------------|
| Family Treatment | 66 | 23 | 11 | 5 | 24 |
| DUI/Drug | 91 | 50 | 7 | 26 | 26 |
| Felony Drug | 84 | 15 | 3 | 10 | 51 |
| Mental Health | 75 | 20 | 13 | 12 | 47 |
| Veterans | 8 | 4 | 2 | 1 | 24 |
| Parental Acct. | 20 | 13 | 0 | 0 | 1 |
| TOTAL | 344 | 125 | 36 | 54 | 173 |

\$1,194,966 in total state economic benefits of 2018 graduates

Justice Mental Health Collaborative

The collage features the following elements:

- envision ATHENS** logo with the tagline "our community • our future"
- CALEA** logo
- ADVANTAGE** logo with the tagline "WHERE HEALTH MEETS HOPE"
- USA MENTAL HEALTH FIRST AID** logo
- THE PRESIDENT'S TASK FORCE ON 21ST CENTURY POLICING FINAL REPORT** logo
- QPR For Suicide Prevention** logo
- Act** logo with the tagline "Assertive Community Treatment"
- SAMHSA'S GAINES CENTER TRAUMA TRAINING FOR CRIMINAL JUSTICE PROFESSIONALS** logo
- A photograph of a modern, single-story building with a paved walkway and trees in front.

Sheriff's Office

- Addiction recovery groups and classes
- Book club
- Circle of Life
- Creative writing
- G.E.D. program
- Inside/Out Prison Exchange Program (UGA)
- Job Readiness
- Making a Change
- Moral Reconciliation Therapy (MRT)
- Parents in Jail (UGA)
- Athens Reentry Collaborative
- Religious activities
- Rise Program
- Self-Control
- Social services



LOCAL CIVIL JUSTICE EFFORTS

Alternative Dispute Resolution

- 300-400 mediations per year in Athens
 - 1-2/day average
- Coordinates the regional Divorcing Parents program at the courthouse in the evenings

Self Help Services

- Law Library & Law librarian
- Provide citizens with access to forms, research tools, and assistance
- Partnership with the University of Georgia Public Service Practicum to provide assistance to indigent patrons who plan to file for divorce *pro se*.
- Pop-Up Clinics





NEXT STEPS



Criminal Justice

- Revise current bond schedule w/ OR
- Increase use of citations in lieu of arrest
- Expand pretrial services and supervision
- Implement criminal justice data dashboard
- Conduct Procedural Fairness Assessment
- Review arrest and jail data
- Increase access to social services
- Continue criminal justice partnerships

Civil Justice

- ✓ Increase access to self-help centers and pop-up clinics
- ✓ Expand access to mediation and ADR and ODR
- ✓ Develop strategies for case management
 - ✓ Complex litigation, mass torts, medical malpractice and high volume (small claims)
- ✓ Increase use of technology
 - ✓ portals, kiosks, online access to records, video conferencing, remote hearings, etc.

